Hellenic Society of
Clinical & Molecular Cytology
www.cytology.gr

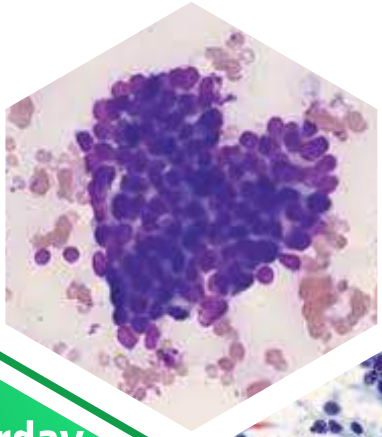

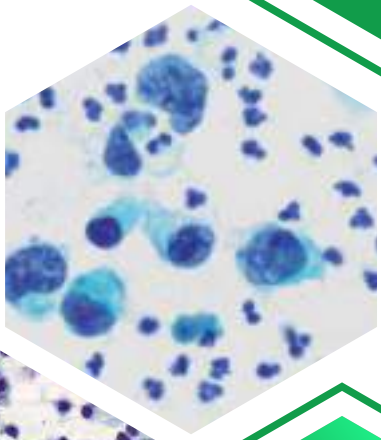

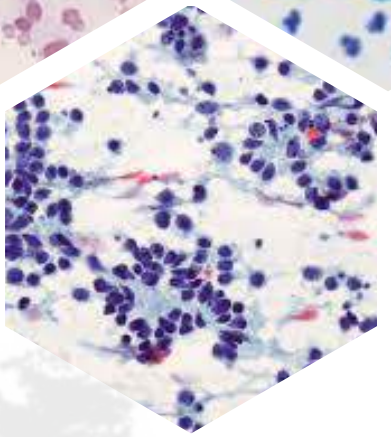

Saturday
20
September
2025

50
YEARS
1975-2025

Hellenic Society of Clinical & Molecular Cytology

Microscopy Workshop

Medical School Library and the
Histology–Embryology Laboratory
of the National and Kapodistrian University of Athens.

Participants
will be awarded with 6,5
Continuing Medical Education
(CME) credits (ECMECs) by the
Panhellenic Medical Association.

Saturday
20
September
2025

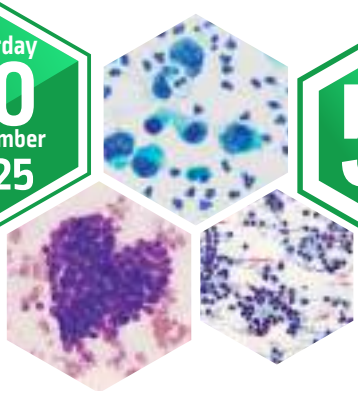

50 YEARS
1975-2025

Hellenic Society of
Clinical & Molecular Cytology
www.cytology.gr

Hellenic Society of Clinical & Molecular Cytology

Microscopy Workshop

Medical School Library and the Histology–Embryology Laboratory
of the National and Kapodistrian University of Athens.

INVITATION

Dear colleagues and friends,

We are pleased to announce, on the occasion of the **50th anniversary of the Hellenic Society of Clinical & Molecular Cytology,** the organization of a **Microscopy Workshop** to be held on **Saturday, September 20, 2025,** at the **Medical School Library** and the **Histology–Embryology Laboratory** of the **National and Kapodistrian University of Athens.**

The program will include:
- A theoretical session with introductory lectures
- A practical session with case presentations (workshop) - **limited to 40 participants** - where cytopathologists will examine cases under the microscope.

Guest speakers and instructors:
- **Zubair Baloch - thyroid and salivary gland cytology**
- **Ritu Nayar - cervical and respiratory system cytology**

During the lectures and case presentations, ancillary techniques used to achieve an accurate diagnosis will be described.

Participants will be awarded with **6,5 Continuing Medical Education (CME) credits (ECMECs) by the Panhellenic Medical Association.**

Your presence will be a distinct honor for us.

Sincerely,

Maria Nasioutziki, MD, PhD, MIAC
President of the
Hellenic Society of Clinical
& Molecular Cytology

Niki Margari
General Secretary of the
Hellenic Society of Clinical
& Molecular Cytology

Invited Speakers



Ritu Nayar is Professor of Pathology and Medical Education, Executive Vice Chair of Pathology and Director of Cytopathology at Northwestern University Feinberg School of Medicine, Chicago. She has been an active advocate, leader, and educator and speaker for organized Pathology for over 30 years, having chaired committees and endeavors for several national and international professional organizations. She served as President of the American Society of Cytopathology in 2014. Currently she is member of the College of American Pathologists (CAP) Board of Governors, a Trustee and Past President for the American Board of Pathology and Co-Chair for the American Cancer Society's National Roundtable on Cervical Cancer.

Her major areas of interest include cervical cancer prevention, and medical education. She has published widely, and as Co-Editor of the Bethesda System for Reporting Cervical Cytology, Dr Nayar has played a key role in the development of standardized reporting terminology for cytopathology. She represents pathology for the development of cervical cancer screening and clinical management guidelines in the US working closely with the American Cancer Society, ASCCP and the US National Cancer Institute. As ABPath trustee, she oversees the certification exams for cytopathology and chairs the continuing certification program for practicing pathologists in the US.

In recognition of her contributions, Dr Nayar has received the following awards: the ASC Papanicolaou Lifetime Award (2018); the International Academy of Cytology Goldblatt Award (2018); the CAP Lifetime Achievement Award (2019), the ASCCP Achievement Award (2020) and the Papanicolaou Society of Cytopathology Lifetime Achievement Award (2023).

Saturday
20
September
2025

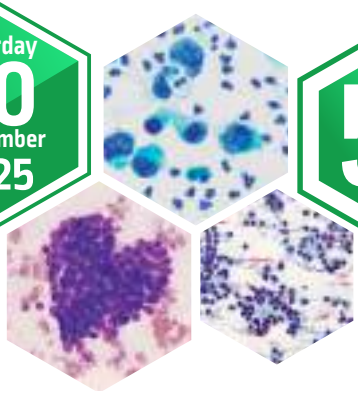

50 YEARS
1975-2025

Hellenic Society of
Clinical & Molecular Cytology
www.cytology.gr

Hellenic Society of Clinical & Molecular Cytology

Microscopy Workshop

Medical School Library and the Histology–Embryology Laboratory
of the National and Kapodistrian University of Athens.



Dr. Zubair W. Baloch earned his medical degree from Liaquat Medical University in Pakistan and completed his PhD in 1991. He then pursued pathology residency at Hahnemann University Hospital and fellowships in surgical pathology at Memorial Sloan Kettering Cancer Center and cytopathology at the University of Pennsylvania Medical Center. In 1997, he joined the University of Pennsylvania as an assistant professor and currently serves as a professor of pathology and laboratory medicine.

Dr. Baloch has authored over 300 peer-reviewed publications, primarily focusing on endocrine and head and neck pathology. He has written numerous book chapters, delivered lectures at national and international conferences, and co-authored three books. He served as co-editor for the «Milan System for Reporting Salivary Gland Cytopathology» and contributed to the development of the "Bethesda Thyroid FNA Classification Scheme" as part of the NCI-sponsored 2007 thyroid initiative. Additionally, he was involved in renaming the encapsulated follicular variant of papillary thyroid carcinoma to non-invasive follicular tumor with papillary-like nuclear features (NIFTP).

As an editor, Dr. Baloch is the chief editor of Diagnostic Cytopathology and serves on the editorial boards of several other leading journals, including Cancer Cytopathology and Cytojournal. He chaired the ASCP scientific program committee from 2014 to 2018 and has served on numerous other committees, including those for the American Thyroid Association and American Association of Endocrinologists.
Dr. Baloch was inducted into the University of Pennsylvania Academy of Master Clinicians and has received numerous honors, including the Bripps award for best graduate teaching, Peter Nowell Award and the Kevin Salhany Award from UPenn, the ASCP President's Award, and the ASC President's Service Award.

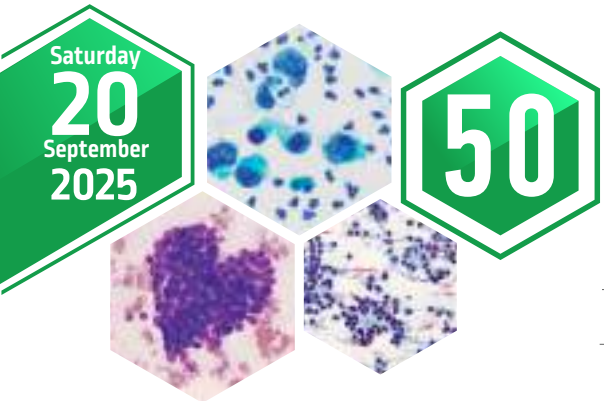

Saturday
20
September
2025

50 YEARS
1975-2025

Hellenic Society of
Clinical & Molecular Cytology
www.cytology.gr

Hellenic Society of Clinical & Molecular Cytology

Microscopy Workshop

Medical School Library and the Histology–Embryology Laboratory
of the National and Kapodistrian University of Athens.

Scientific Program

THEORETICAL SESSION: MEDICAL SCHOOL LIBRARY

09:00–09:30	**Registrations**
09:30–10:45	**Lecture - Q&A - Discussion** Chair: Maria Gonidi, Panagiota Mikou, Charitini Nepka
	Cytology of thyroid and salivary gland lesions Zubair Baloch
10:45–12:00	**Lecture - Q&A - Discussion** Chair: Niki Margari, Maria Nasioutziki, Maria Sevastiadou
	-Another look at cervical glandular lesions **-Take a Deep Breath - A Tour of Benign and Malignant Respiratory Cytology and Small Biopsy** Ritu Nayar
12:00–12:45	**50 Years of the Hellenic Society of Clinical & Molecular Cytology** Chair: Maria Nasioutziki, Maria Gonidi, Niki Margari, Panagiota Mikou, Charitini Nepka, Maria Sevastiadou
12:45–13:15	**Coffee break - light lunch**

Saturday
20
September
2025

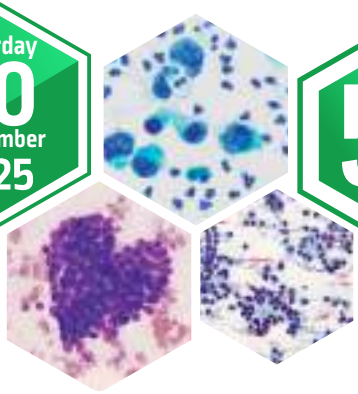

50 YEARS
1975-2025

Hellenic Society of
Clinical & Molecular Cytology
www.cytology.gr

Hellenic Society of Clinical & Molecular Cytology

Microscopy Workshop

Medical School Library and the Histology–Embryology Laboratory
of the National and Kapodistrian University of Athens.

Scientific Program

PRACTICAL SESSION: HISTOLOGY-EMBRYOLOGY LABORATORY
Number of attendees: 40

13:30–15:30 **Microscopy – Case Presentations**
Moderators: Niki Margari, Maria Nasioutziki, Maria Sevastiadou

Gynecological (glandular) cases with both LBC and conventional smears (histologically confirmed)
Respiratory cases (bronchoscopy): Washing, brushing, EBUS TBNA, ROSE, cytospin, cell-block, and core biopsy (histologic correlation)
Ritu Nayar

15:30–16:00 **Coffee break**

16:00–18:00 **Microscopy – Case Presentations**
Moderators: Maria Gonidi, Panagiota Mikou, Charitini Nepka

Cytology of thyroid and salivary gland lesions (histologically confirmed)
Zubair Baloch

18:00 **End of workshop**



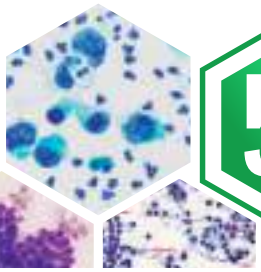



YEARS
1975-2025

Hellenic Society of Clinical & Molecular Cytology

Hellenic Society of
Clinical & Molecular Cytology
www.cytology.gr

PRESIDENTS – SPEAKERS

BALOCH ZUBAIR	*MD, PhD, Professor of Pathology and Laboratory Medicine at the Hospital of the University of Pennsylvania, Philadelphia, USA*
GONIDI MARIA	*MD, Cytopathologist MS, MIAC, Research Collaborator at the Bioinformatics and Human Electrophysiology Laboratory, Department of Informatics, Ionian University, Vice President of Hellenic Society of Clinical & Molecular Cytology, Corfu*
MARGARI NIKI	*MD, PhD, Cytopathologist, General Secretary of the Hellenic Society of Clinical and Molecular Cytology, Athens*
MIKOU PANAGIOTA	*MD, MSc, PhD, FIAC, Cytopathologist, Head of the Cytology Department, 'Laiko' General Hospital of Athens, treasurer of the Hellenic Society of Clinical & Molecular Cytology, Athens*
NASIOUTZIKI MARIA	*MD, PhD, MIAC, Aristotle University of Thessaloniki, President of Hellenic Society of Clinical & Molecular Cytology, Thessaloniki*
NAYAR RITU	*MD, Professor of Pathology and Medical Education, Northwestern University, Feinberg School of Medicine. Executive Vice Chair, Department of Pathology. Medical Director, Cytopathology Laboratory, Northwestern Memorial Hospital. Trustee, American Board of Pathology. Board of Governors, College of American Pathologists, USA*
NEPKA CHARITINI	*MD, PhD, Cytopathologist, Head of the Cytology Department, Larisa University Hospital, member of the board of the Hellenic Society of Clinical & Molecular Cytology, Larisa*
SEVASTIADOU MARIA	*MD, MSc, Cytopathologist, IASO General Hospital, member of the board of the Hellenic Society of Clinical & Molecular Cytology, Athens*

SPONSORS







CONGRESS SECRETARIAT

MD congress

118 Al. Panagouli str., 15343, Athens, Tel.: +30 210 6074200, E-mail: md@mdcongress.gr, www.mdcongress.gr